

Y11 Revision Tips



Department
for Education

Grading new GCSEs from 2017

New grading structure	Current grading structure
9	A*
8	
7	
6	B
⑤ STRONG PASS	
④ STANDARD PASS	C
<hr/>	
3	D
2	E
	F
1	G
U	U

All GCSE's will
use the
numerical
grading system
from summer
2019

- Business
- DT
- Psychology
- Media

How to plan revision

- ✓ It's never too early to make a start
- ✓ Treat mock exams as seriously as the real GCSEs
- ✓ Make sure you have a complete set of revision notes
- ✓ Get a list of topics from each subject teacher
- ✓ Prioritise subjects and topics that are considered to be a weaknesses

Revision timetable

[illegible]

Things to consider when creating a revision timetable

- ▶ Add other commitments to the revision timetable first (agree study/social life balance)
- ▶ Decide the best times of day to study that suits you to create a routine
- ▶ Divide into subjects/topics of 1 hour slots
- ▶ Vary subjects revised each day
- ▶ Remember to plan in free time to relax
- ▶ It can be reviewed after the first trial week

So I've got a revision timetable, what next?

- ▶ Stick to it!
- ▶ Choose a place to revise with limited distractions
- ▶ Switch revision between subjects to prevent boredom and maintain motivation
- ▶ Make family members aware that you will need some peace and quiet so that they do not disturb you
- ▶ Give yourself a small reward after each session
- ▶ Look for fresh resources other than class notes e.g. webpages, past exam papers

Organising Revision Sessions

- ▶ Make and use a topic checklist
- ▶ Spend 5-10 minutes each day getting organised
- ▶ Ensure you have all the equipment/resources needed
- ▶ Reasonable length 1-3 hours including regular breaks
- ▶ Work in a good light
- ▶ Getting up and moving around can help concentration
- ▶ Put your phone in a different room

GCSE Examination dates - English

December Mock Exams

3rd - 14th December 2018

March Mock Exam

Week beginning 4th March 2019



The real deal!

English literature paper 1 (Shakespeare & A Christmas Carol) - 15th May 2019

English literature paper 2 (An Inspector Calls & Poetry) - 23rd May 2019

English language paper 1 - 4th June 2019

English language paper 2 - 7th June 2019

Refer to your course guide



ENGLISH LITERATURE

All of the information you need
to know for each exam,
question by question is in here!



ENGLISH LANGUAGE

Exams Overview


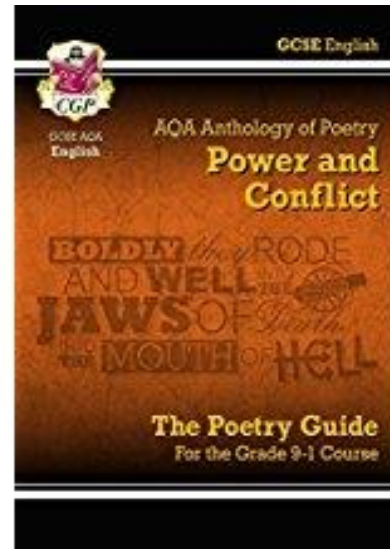
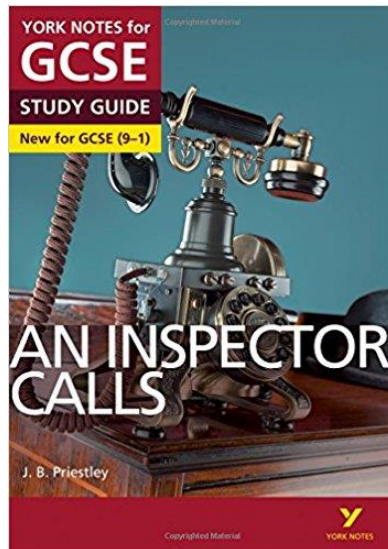



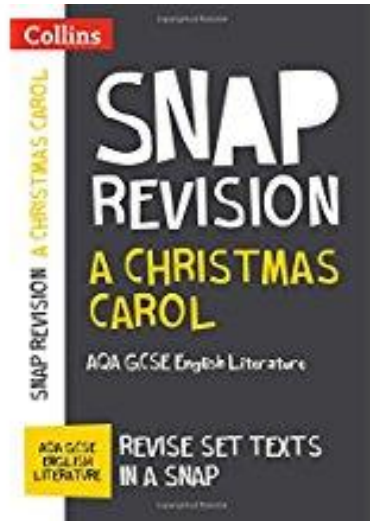
English Literature Paper 1 – 40% 22nd May 2018 am
English Literature Paper 2 – 60% 25th May 2018 am

	Section A	Section B	Section C	
Paper 1 1hr 45mins	Romeo and Juliet/ Macbeth – extract and link to the rest of the play 34 marks (4 SPaG)	A Christmas Carol – extract and link to the rest of the play 30 marks		
Paper 2 2hrs 15 mins	Lord of the Flies – essay Title 34 marks (4 SPaG)	Compare two Power and Conflict poems – one printed and one from memory 30 marks	Unseen poem – analyse a poem 24 marks	Unseen poem – compare how two unseen poems are written 8 marks

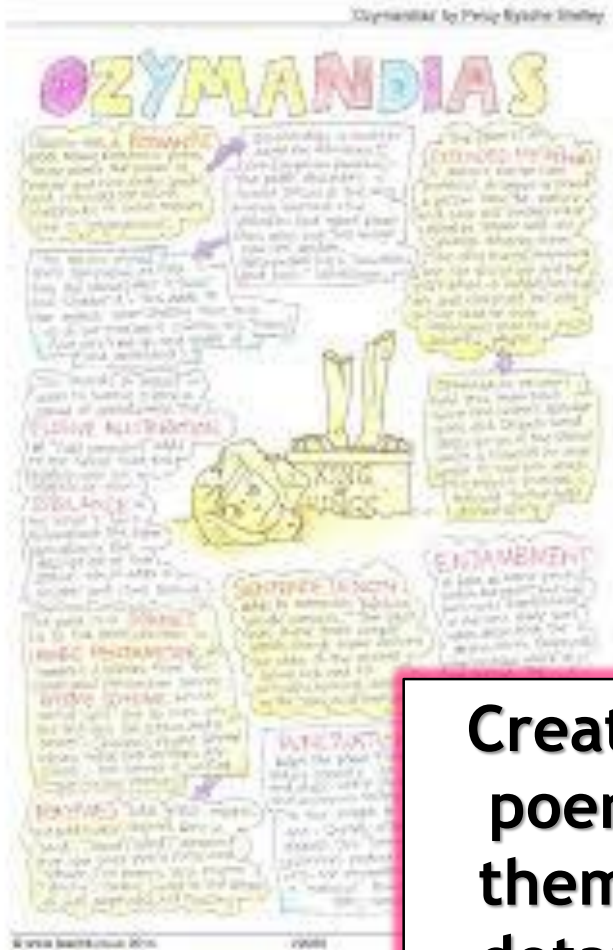
English Language Paper 1 – 50% 5th June 2018 am
English Language Paper 2 – 50% 8th June 2018 am

	Question 1	Question 2	Question 3	Question 4	Question 5
Paper 1 1hr 45mins Fiction – extract from a novel / short story	List four things 4 marks	How does the writer use language here? 8 marks	How has the writer structured the text to interest the reader? 8 marks	A student said How far do you agree? 20 marks	Write a description based on a picture or the opening to story 40 marks (16 SPaG)
Paper 2 1hr 45mins Non-fiction – two pieces of non-fiction linked by a theme	True or false statements 4 marks	Look at source A and B. Write a summary of an aspect 8 marks	How does the writer use language to...? 12 marks	Compare how the writers show 16 marks	Write an article / speech / letter persuading / explaining point of view 40 marks (16 SPaG)

Revision Guides



Poetry:



Create a poster for each poem - note key ideas, themes, quotations and details about structure.

How do these things combine to create overall meaning?



Venn diagrams help to find points of comparison between poems.

Key Quotations...


Make a poster with 10 of these for each text:

- ▶ **An Inspector Calls**
- ▶ **A Christmas Carol**
- ▶ **Macbeth**

Keep the poster on your bedroom wall and read it every day!

Useful websites:

- ▶ Sparknotes, particularly 'No fear, Shakespeare'
- ▶ BBC Bitesize
- ▶ Mr Bruff on YouTube
- ▶ York Notes
- ▶ AQA website for past papers and mark schemes



Practise, practise,
practise!

Dates for the Diary - Maths



GCSE Exam

21st May, 6th June and

11th June 2019



March Mock Exam

Week beginning 4th March 2019



Number



Prime factors



Recurring Decimals



FDP Conversion



Add Fractions



Fractional Indices



Negative Indices



Bounds



Best Buys



Reverse Percentage



Independent Probability



Tree Diagrams



Direct Proportion



Inverse Proportion



Ratio



Sequences



Speed, Distance, Time



Surds 1



Surds 2

Algebra



Change the Subject



Quadratic Formula



Complete the Square



Circle Equation



Double Brackets



Simultaneous Equ's



Indices



Substitution



Alg. Fraction 1

Download a QR reader and try some of these

Corbett Maths

Practice 5
mixed
questions each
day at a level
right for you...

5-a-day

Watch videos
to help you
understand
tricky
topics...

Videos

Print off
practice
questions on a
particular
topic...

Worksheets

Practice Papers

Practice Questions

A-level 5-a-day

Revision Cards

Conundrums

Class Quizzes

Answer
questions on
different
topics...

Print off revision
flashcards to
help you revise...

Twitter

Follow:

@corbettmaths

@ReviseJustMaths

to get daily questions and other great revision resources!

MyMaths Booster Packs

The screenshot shows the MyMaths.co.uk website. At the top, there's a navigation bar with the MyMaths logo and a search bar. Below the logo, there are buttons for 'Three Boosters', 'Four Boosters', and 'Six Boosters', along with 'Ds to Cs', 'Cs 2 Bs', and 'A 2 A Star'. The main content area is titled 'Booster Packs' and contains three paragraphs of text. On the left side, there's a sidebar with links to 'Resources', 'Library', 'Booster Packs', 'Statistics GCSE', 'A Level', 'Games', 'Toolkit', 'My Portal', 'Admin', 'Help', 'Contact', 'News', 'Documents', 'Integrate', and 'AssessmentManager'.

MyMaths.co.uk
Bringing Maths Alive

Booster Packs

These Booster Packs have been written to help you jump over certain grade boundaries. The packs are aimed at 6 different groups of students. You will need to find out from your teacher which pack is suited to your ability.

The Booster Packs have easy to navigate lessons to help you learn and Online Worksheets to test you.

If your teacher has given you your own login and password then use them to login to MyPortal first. MyMaths will then record your scores for you.

You can view your task sheet at any time and keep on top of your studies using My Portal.

Choose your pack by clicking the buttons above.

Resources
Library
Booster Packs
Statistics GCSE
A Level
Games
Toolkit

My Portal
Login Password
View

Admin
Help
Contact
News
Documents
Integrate
AssessmentManager

Work your way through some of the activities to practice....

...then use the online worksheet (OW) to test your skills.

The screenshot shows the MyMaths.co.uk website with the 'Six boosters' section selected. The left sidebar shows a list of subjects: Number, Algebra, Shape, Data, fSkills, Booster packs, Three boosters, Four boosters, Six boosters (selected), D2C, C2B, A2A*, Statistics GCSE, and IGCSE. The main content area is titled 'Six boosters' and lists various topics with their corresponding levels and online worksheets (OW). The topics include Decimals place value, Fractions, Percentages, Calculators, Ratio, Algebra, Sequences, Lines and angles, Area, Circles, Probability, Equations, Handling data, and Proportion.

MyMaths.co.uk
Bringing maths alive

Assessment Manager Help Log out Search

My portal Username Password Login

Six boosters

Decimals place value **5** **Multiply decimals by 10 and 100** fh
Multiplying and dividing decimals by 10 and 100.
Lesson Online homework

5 Multiply decimals by whole numbers fh
5 Multiply two decimals fh
6B Revise decimals place value
6B Decimals place value - OW

Library
Number
Algebra
Shape
Data
fSkills
Booster packs
Three boosters
Four boosters
Six boosters
D2C
C2B
A2A*
Statistics GCSE
IGCSE

Classic MyMaths

OXFORD

Revision Guides and Exam Practice Workbooks

Available from Amazon or stores such as Waterstones or WH Smiths

OCR Specification



Science

- Specification - AQA Combined Science: Trilogy
- 2 GCSEs
- 6 GCSE Assessments sat - Scores added up and a double grade assigned
- Grades are found on a 17 point sliding scale

9.9
9.8
8.8
8.7
7.7
7.6
6.6
6.5
5.5
5.4
4.4
4.3
3.3
3.2
2.2
2.1
1.1

Science - Key assessment dates

- ▶ 03/12/2018 - Y11 Mock exam fortnight. 3 x Science paper 2
- ▶ 04/03/2019 - Y11 Mock exam fortnight. 3 x Science paper 2
- ▶ 14/05/2019 - Biology Paper 1
- ▶ 16/05/2019 - Chemistry Paper 1
- ▶ 22/05/2019 - Physics Paper 1
- ▶ 07/06/2019 - Biology Paper 2
- ▶ 12/06/2019 - Chemistry Paper 2
- ▶ 14/06/2019 - Physics Paper 2

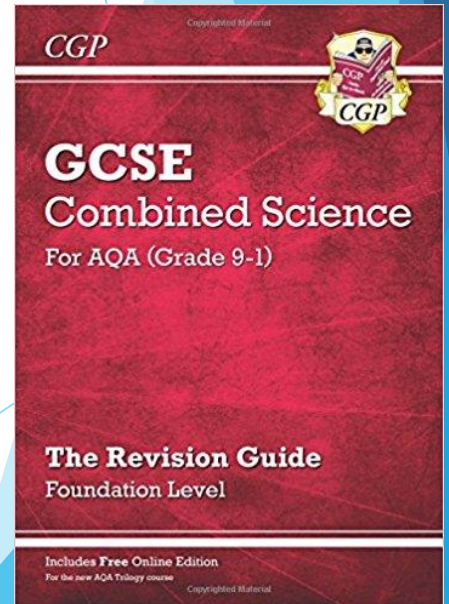
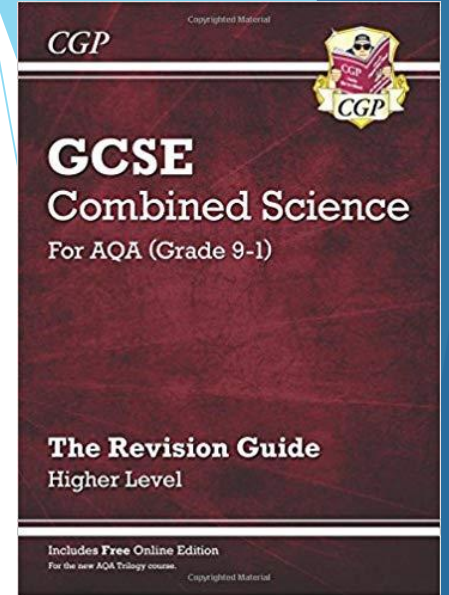
Science - Resources available

Every student in Year 11 has been given a CGP revision guide.

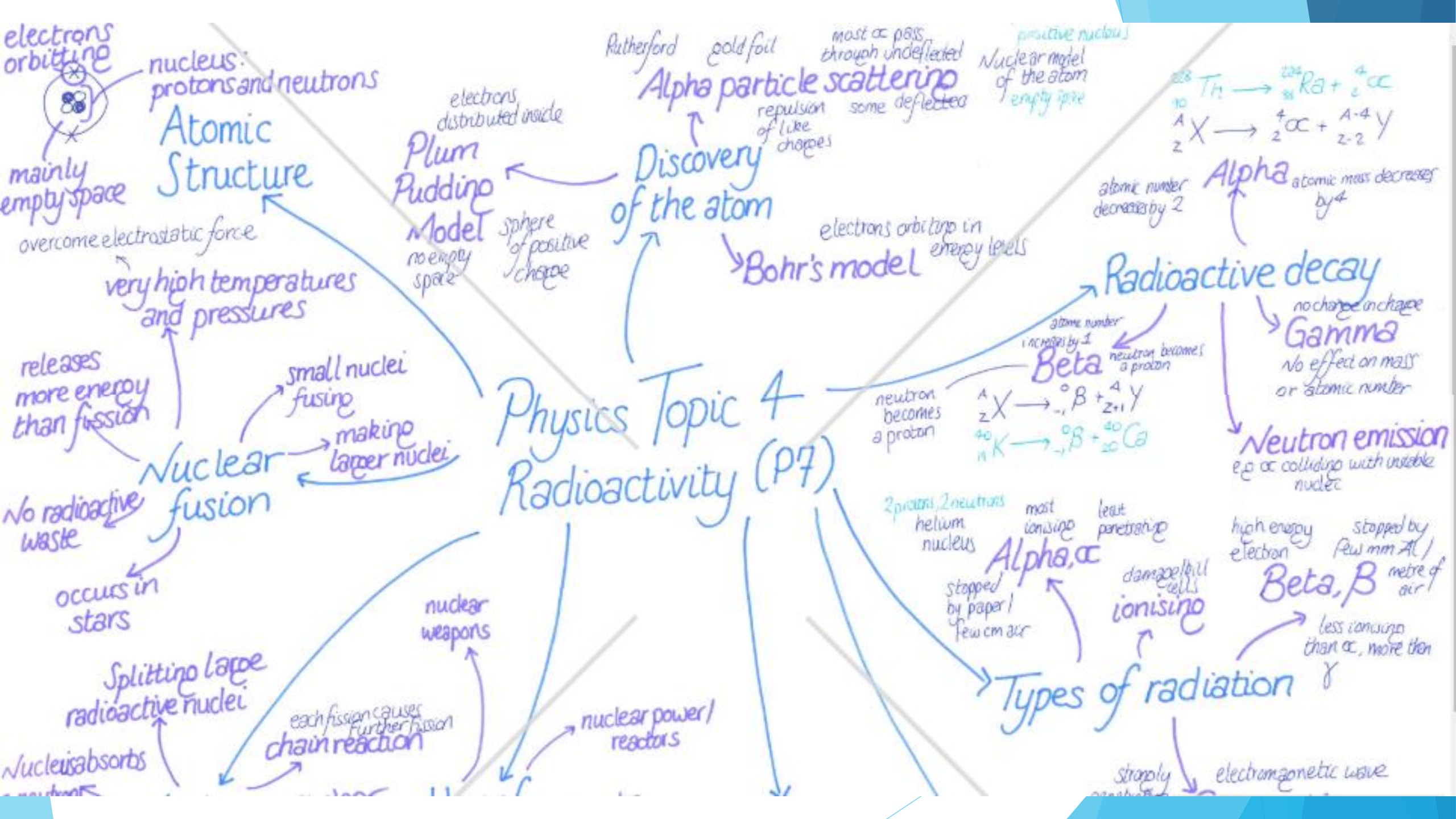
It allows access to the content outside of lessons.

Homework is designed to feature the use of the revision guides e.g. by creating a mind map

Extra questions



W/B 28th January 2019 (Week 1) <i>Paper 2 Revision</i>	Teacher A Students use Pg218-226 in your revision guide	Physics- P2.2 Waves – Transverse Vs Longitudinal waves, characteristics of a wave, waves of the electromagnetic spectrum, Ripple tank (Required Prac.), Infrared radiation – <u>leslie cube</u> (Required Prac.), Refraction of light
	Teacher B Students use Pg142-148 in your revision guide	Chemistry C2.1 Rates of Reaction - Temp., Surface Area, Changing Conc. (Required Prac.), Catalysts C2.2 Reversible Reactions - (HIGHER also Le Chateliers Principle - Use Haber Process as example)
W/B 4th February 2019 (Week 2) <i>Paper 2 Revision</i>	Teacher A Students use Pg68-75 in your revision guide	Biology B2.4 Reproduction – DNA, Meiosis, genetic inheritance and genetic disorders
	Teacher B Students use Pg201-216 in your revision guide	Physics- P2.1 Forces – Newton's three laws of motion (Required Prac.), Hooke's Law (Required Prac.), Stopping Distance, Momentum
W/B 11th February 2019 (Week 1) <i>Paper 2 Revision</i>	Teacher A Students use Pg227-230 in your revision guide	Physics- P2.3 Magnetism – Permanent or induced magnetism, electromagnetism, The motor effect and electric motors
	Teacher B Students use Pg150-155 in your revision guide	Chemistry C2.3 Organic Chemistry – Hydrocarbons and Fractional Distillation Purity, Tests for gases, chromatography





- ▶ Students can either be assigned questions or set questions for themselves
- ▶ Every student has a personalised username and password
- ▶ Students get immediate feedback on topics they have not grasped yet
- ▶ Useful for short ten minute tests to keep topics fresh in the mind

Question 2 of 59

0 ✓ 0 %

What name is given to an allele which controls the development of a characteristic even when it is present on only one of the chromosomes?

Enter your answer

[< Previous Question](#)

[Next Question >](#)

Note: Only teachers can skip through questions. Students cannot do this.

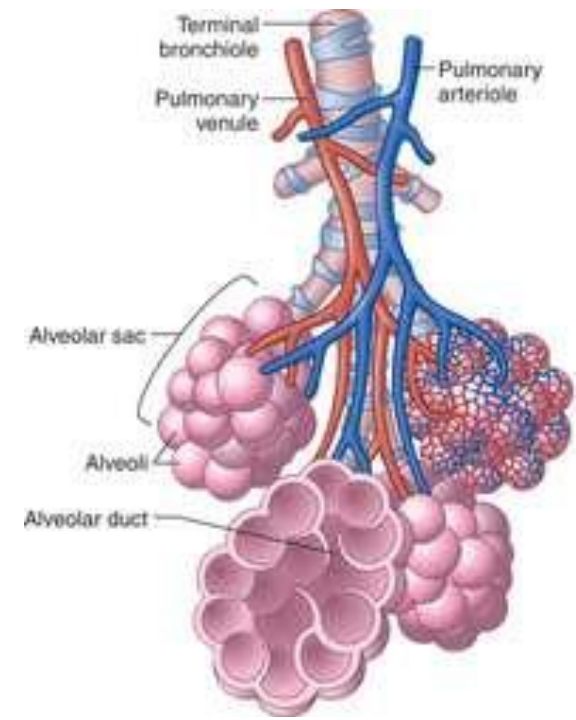
Exam Questions

The more the merrier

- ▶ Every Science lesson will feature an exam question

Through exam questions students will:

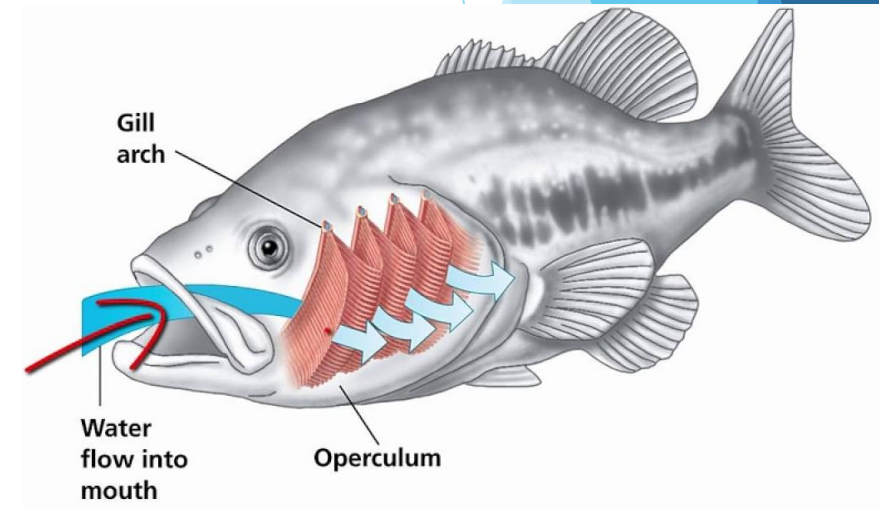

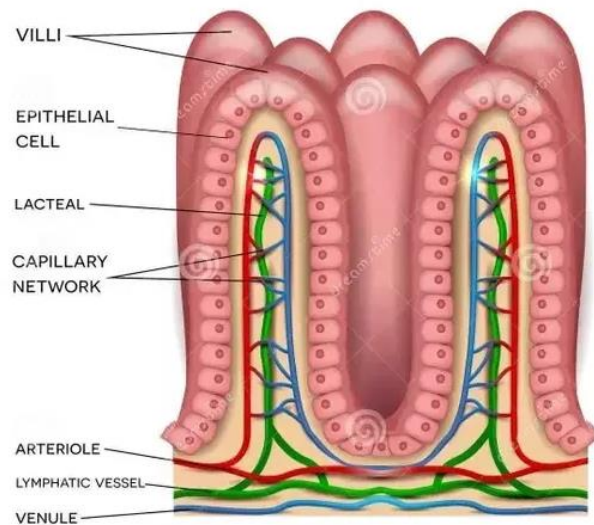
- ▶ Build resilience
- ▶ Make links between different topics
- ▶ Think like an examiner
- ▶ Be able to apply their knowledge to different contexts



The same question
The same answer
5 different contexts



INTESTINAL VILLI



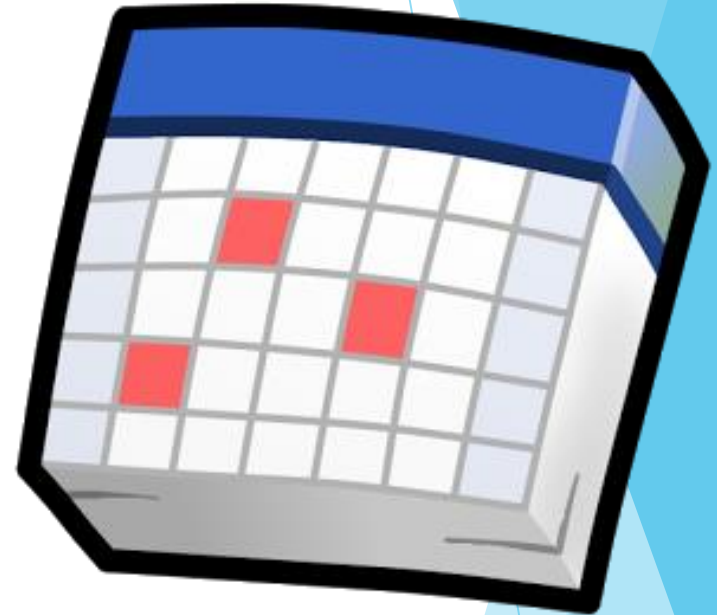
History

- Specification - Edexcel
- <https://qualifications.pearson.com/en/qualifications/edexcel-gcses/history-2016.html>



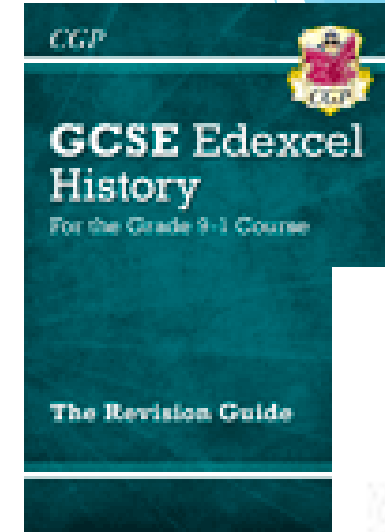
History - exam dates 2019

- ▶ Paper 1 - Medicine and Treatment
= Monday 3rd June 2019 (morning)
- ▶ Paper 2 - American West / Elizabeth
= Thursday 6th June 2019 (afternoon)
- ▶ Paper 3 - Germany
= Tuesday 11th June (afternoon)



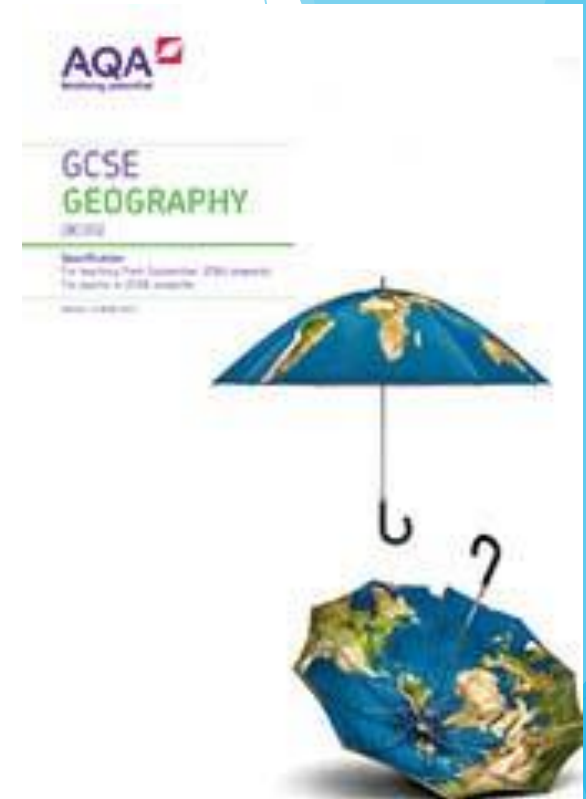
History - resources

- ▶ CGP Edexcel 9-1 History Revision Guide
- ▶ Lessons in History
<https://instagram.com/LessonsInHistory>
- ▶ BBC Bitesize
<https://www.bbc.com/bitesize/examspecs/zw4bv4j>
- ▶ Seneca Learning
<https://senecalearning.com/>



Geography

- Specification - AQA
- <https://www.aqa.org.uk/subjects/geography/gcse>



Geography - exam dates 2019

- ▶ Paper 1 - Living with the physical environment
= Tuesday 21st May 2019 (afternoon)
- ▶ Paper 2 - Challenges in the human environment
= Wednesday 5th June 2019 (afternoon)
- ▶ Paper 3 - Geographical Applications
= Thursday 13th June (morning)



Geography - resources

- ▶ CGP AQA 9-1 Revision Guide

- ▶ BBC Bitesize

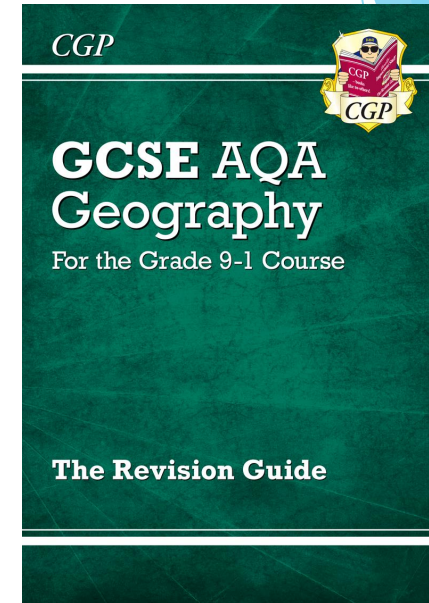
<https://www.bbc.com/bitesize/examspecs/zy3ptyc>

- ▶ Cool Geography (GCSE section)

<http://www.coolgeography.co.uk/>

- ▶ Seneca Learning

<https://senecalearning.com/>



Other techniques for revision

Everyone learns differently so try a few of these until
you find a few that work for you

Wind maps

Spider diagrams

Timelines

Identify

Sketches

Explain

Keywords

Drawings

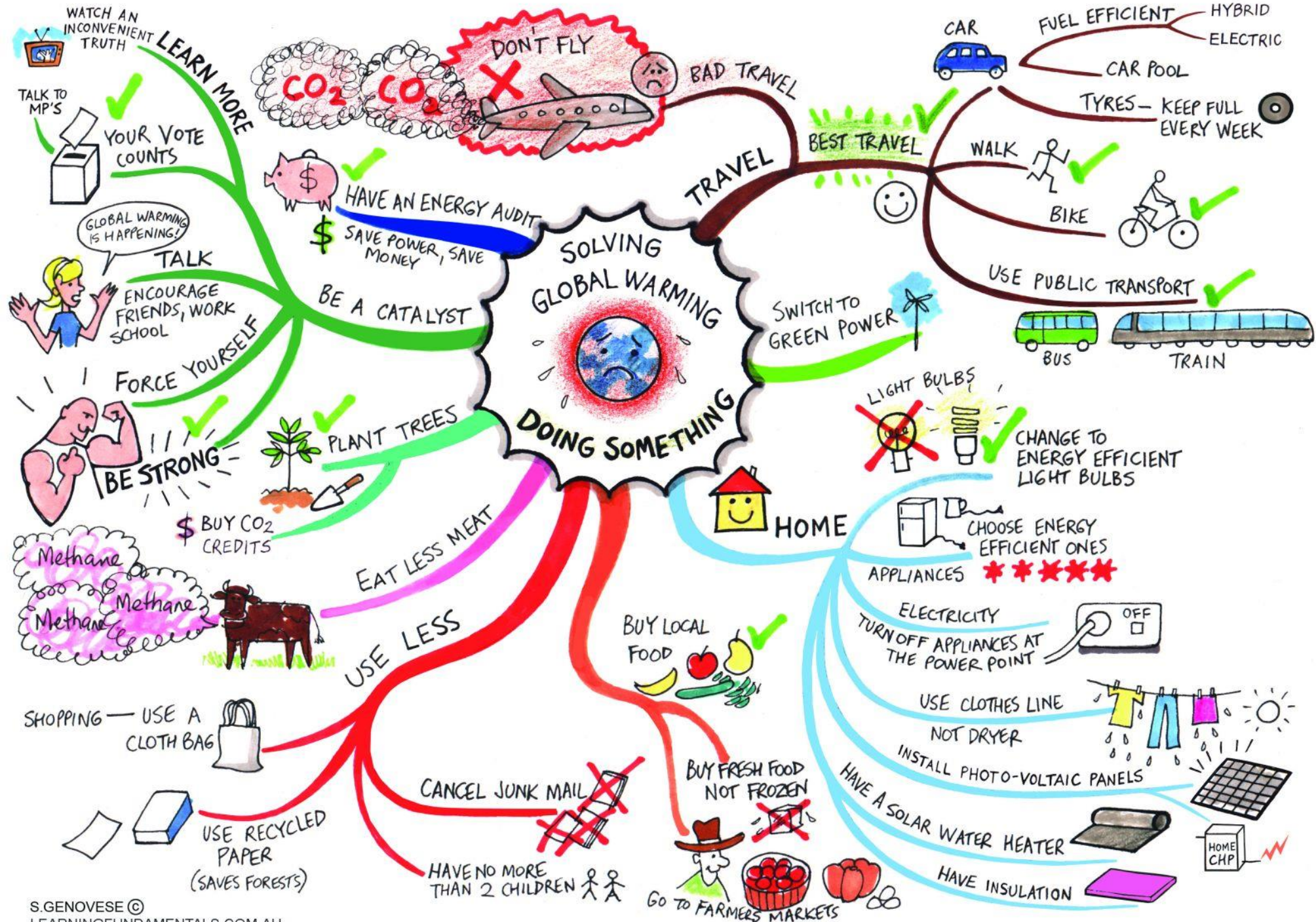
Notes

Learning wheels

PEE

Describe

Visual memories



Macbeth

Key Dramatic Moments Timeline

Macbeth's speech
→
version

Turning point → 1st murder → Macbeth kills Duncan → Macbeth becomes king

Macbeth

Key Dramatic Moments Timeline

Macbeth's speech
→
version

Turning point → 1st murder → Macbeth kills Duncan

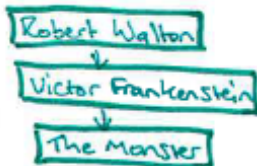
→ Macbeth → Macbeth

[illegible]

PLOT

First person - 3 narrators

- Set at end of 18th
- Explorer Robert Walton looks after Victor who then tells Walton his story.
- Early chapters cover Victor's childhood and his mother's death which leads to obsession with the secret of life.
- While studying at University of Ingolstadt, Victor creates a creature made from body parts he dug up from graves.
- The monster kills Victor's brother William.
- Victor and the monster meet - the monster is calm and restrained while Victor is violent and angry.
- The monster tells his story of how he learned to speak and read from the De Laceys.
- Victor agrees to make the monster a companion but then destroys his second creation. The monster vows to take revenge.
- Henry Clerval is murdered - Victor accused.
- Victor and Elizabeth marry but the monster kills Elizabeth.
- Victor chases the monster across the world before catching up with him in the North Pole.
- Walton rescues Victor but he later dies.
- Walton discovers the monster gazing over Victor's body. The monster vows to kill itself and Walton watches as he heads off to his death.



FRANKENSTEIN



CHARACTERS



THEMES

Knowledge and Discovery

- Victor, Walton and the monster are all on a journey of self discovery.
- The monster seeks knowledge of where it came from and how to survive. It craves love and acceptance.
- Walton is on a journey to become the first person to discover a sea passage to the North Pole.
- Victor Frankenstein strives to learn more and he becomes obsessed with learning the secret to life.
- Mary Shelley demonstrates through the novel that knowledge cannot lead to good.
- Knowledge should be used for the good of mankind, not for personal gain.

Justice

- There are various victims of injustice in the novel.
- The monster is a persistent victim but is also the cause of many terrible crimes.
- Mary Shelley believed in social justice.
- Many women in the novel are the fairest characters but they all suffer injustice from the monster, fate or the justice system.

Prejudice

- one of the recurring themes of the novel is prejudice.
- The monster is a symbol of prejudice throughout as people are deceived by his appearance.
- Victor also suffers from prejudice - he is blamed for the murder of Henry Clerval.
- Finally, Justine Moritz is a victim of prejudice. She pays with her life.

Isolation

- This is demonstrated as both physical and emotional in the novel.
- The setting of the Arctic Circle emphasises this isolation.
- Walton isolates himself on his expedition.
- Victor isolates himself - firstly at university, then from his family. He makes the monster's companion in the desolate creature island.
- Victor and the monster meet for the first time in the Swiss Alps.
- The monster is isolated from society, although not from choice.
- his contact with humans is rejected and a lifetime of isolation causes him to commit such terrible crimes.

Mary Shelley

- Wrote Frankenstein in Switzerland in 1816.
- A series of personal tragedies inspired events in the novel.
- Mary married poet Percy Shelley in 1816.
- Frankenstein was published in 1818.
- Daughter of William Godwin and Mary Wollstonecraft.
- Contemporary society was a time of great social, political and scientific change.

Timbers

Identify

Softwoods

Hardwoods

Manufactured
Boards

describe

Larch

Pale to
reddish
brown with
a
contrasting
grain

Explain

Durable,
tough, good
water
resistance,
good surface
finish and
machines
well

Application

Exterior
cladding,
flooring,
machined
mouldings,
furniture
and joinery

Mind maps are good for revising information at different levels, and preparation for extended response.

Key Dates

Mock Exams:

3rd December - 14th December 2018

4th March - 13th March 2019

Parents Evening - Monday 21st January 2019

Summer GCSE examinations 2019

First Exam 7th May 2019

Last Exam 28th June 2019

Please don't book any holidays between these dates.

Where to get help

- ▶ Parents
- ▶ Friends
- ▶ Teachers
- ▶ Older siblings
- ▶ School Nurse can help with strategies to help cope with stress
- ▶ Heads of House
- ▶ Student Services
- ▶ Teaching Assistants



**KEEP
CALM
AND
SURVIVE
THE EXAM**